

TECHNICAL MANUAL

No yellow
color

fanola
made in Italy

No yellow color



No Yellow Color this is the new professional system for hair **coloring, toning, lightening** and **bleaching** to get perfect **blonde results**.

INDEX

1. BLONDE IN SALON
2. TYPES OF BLONDE
3. TONE SELECTOR
4. BLONDE COMPASS
5. COLOR
6. ICE BLONDE SERIES
7. ICE SUPERLIGHTENERS SERIES
8. ICE TONER SERIE
9. LIGHTENER SERIE
10. BLEAC
11. THE ORIGIANL ANTI-BRASSINESS
12. COLOR PATH

No yellow
color

BLONDE IN SALON



1. SERVICE OPPORTUNITIES
2. INCREASE THE OFFER IN THE SALON
3. SPECIALIZE THE IMAGE
4. SERVICE WITH HIGH TECHNICAL CONTENT

No yellow
color

BLONDE IN SALON

OPPORTUNITIES



Blonde has always been the most difficult color to make. In nature blond hair has a thousand facets and reflections, basically ash

No yellow
color

BLONDE IN SALON

INCREASE THE OFFER



The creation of the perfect blond is a highly remunerative service for the salon that allows the hairdresser to increase the service offer.

No yellow
color

BLONDE IN SALON

SPECIALIZE THE IMAGE



The highly technical color service makes customers recognize the Fanola salon as a prestigious and quality salon

SERVICE WITH HIGH TECHNICAL CONTENT



Technically creating a perfect blonde requires a great technical and product knowledge.

NATURAL BLONDE



Blonde hair is a typical feature of blonde-haired people. Blonde hair is found in **people with a low level of a dark pigment called eumelanin**. Blonde hair has many different tones, ranging **from platinum through golden to dark/chestnut blonde**.

COLOURED BLONDE




It's a hair colour that has been **oxidised (lifted)** and **died by means of the pigment deposit**.

The final result is given by 3 factors:

1. **BASE COLOUR**
2. **LIFT**
3. **DEPOSIT**

HIGH-LIFTED BLONDE



The natural melanins in high-lifted hair have gone **through a strong oxidation (lift) in an alkaline environment and a light deposit of artificial pigment.**

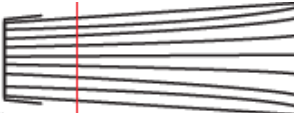
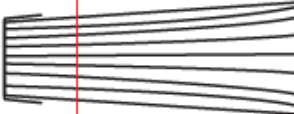
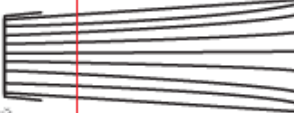
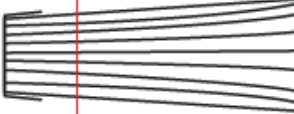
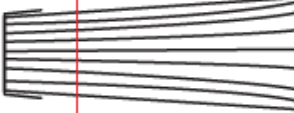



BLEACHED BLONDE



When natural hair is pre-lightened, it is lifted using **persulphates**, thus achieving a blonde-looking tone but actually with no deposit of artificial pigments.

No yellow
color

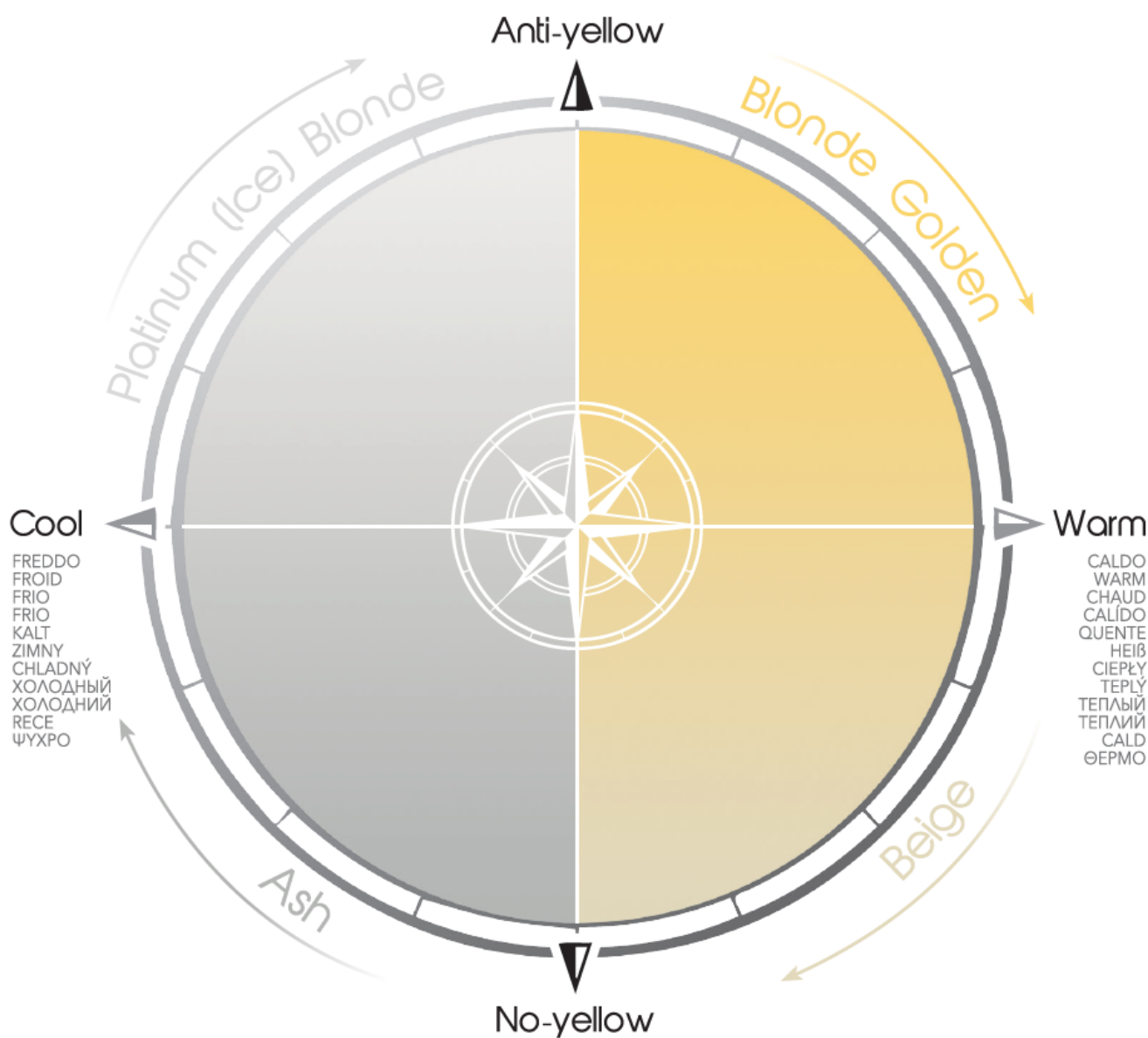
TONE SELECTOR

3.0 DARK CHESTNUT	
CASTANO SCURO CHATAIN FONCE CASTAÑO OSCURO CASTANHO ESCURO DUNKELBRAUN	ТЕМНО-КОРИЧНЕВЫЙ ТЕМНИЙ КАШТАНОВЫЙ КАШТАНО СКОУРО CASTANIU INCHIS CIEMNY BRĄZ TMAVĚ KAŠTANOVÁ
4.0 CHESTNUT	
CASTANO CHATAIN CASTAÑO CASTANHO MITTELBRAUN	КОРИЧНЕВЫЙ КАШТАНОВЫЙ КАШТАНО МЕТРИО CASTANIU ŚREDNI BRĄZ KAŠTANOVÁ
5.0 LIGHT CHESTNUT	
CASTANO CHIARO CHATAIN CLAIR CASTAÑO CLARO CASTANHO CLARO HELLBRAUN	СВЕТАЛО-КОРИЧНЕВЫЙ СВІТАЛИЙ КАШТАНОВИЙ КАШТАНО АНОІХТО CASTANIU DESCHIS JASNY BRĄZ SVĚTLĚ KAŠTANOVÁ
6.0 DARK BLONDE	
BIONDO SCURO BLOND FONCE RUBIO OSCURO LOURO ESCURO DUNKELBLOND	ТЕМНИЙ БЛОНДИН ТЕМНИЙ БЛОНДИН ΞΑΝΘΟ ΣΚΟΥΡΟ BLOND INCHIS CIEMNY BLOND TMAVÁ BLOND
7.0 BLONDE	
BIONDO BLOND RUBIO LOURO BLOND	БЛОНДИН БЛОНДИН ΞΑΝΘΟ ΜΕΤΡΙΟ BLOND ŚREDNI BLOND BLOND
8.0 LIGHT BLONDE	
BIONDO CHIARO BLOND CLAIR RUBIO CLARO LOURO CLARO HELLBLOND	СВЕТАЛИЙ БЛОНДИН СВІТАЛИЙ БЛОНДИН ΞΑΝΘΟ ΑΝΟΙΧΤΟ BLOND DESCHIS JASNY BLOND SVĚTLÁ BLOND
9.0 VERY LIGHT BLONDE	
BIONDO CHIARISSIMO BLOND TRES CLAIR RUBIO CLARISSIMO LOURO CLARISSIMO SEHR HELLES BLOND	ЭКСТРА СВЕТАЛИЙ БЛОНДИН ДУЖЕ СВЕТАЛИЙ БЛОНДИН ΞΑΝΘΟ ΠΟΛΥ ΑΝΟΙΧΤΟ BLOND SUPERDESCHIS BARDZO JASNY BLOND VELMI SVĚTLÁ BLOND
10.0 BLONDE PLATINUM	
BIONDO PLATINO BLOND PLATINE RUBIO PLATINO LOURO PLATINADO BLOND PLATIN	БЛОНДИН ПЛАТИНОВЫЙ ПЛАТИНОВИЙ БЛОНДИН ΞΑΝΘΟ ΠΛΑΤΙΝΕ BLOND PLATINAT PLATINOWY BLOND PLATINOVÁ BLOND

- It is the technical instrument developed to **identify the right natural hair colour base.**
- The tone selector allows to calculate **the difference in depth between the starting point (natural colour) and the target colour (the shade desired by the client)**

No yellow
color

THE BLONDE COMPASS



No yellow
color

THE BLONDE
COMPASS

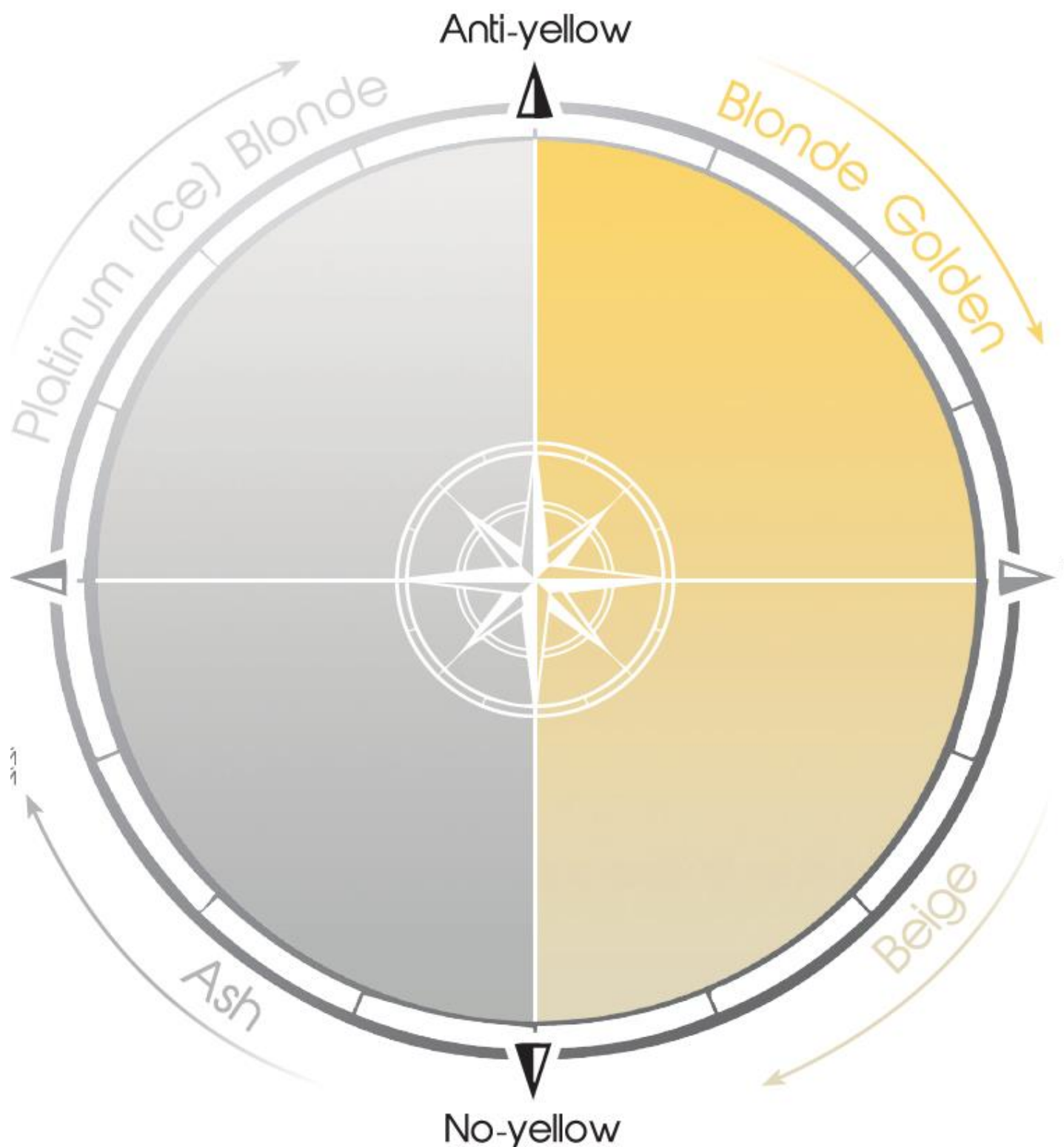
NO YELLOW COLOR GUIDES THE PROFESSIONALS THROUGH THE WORLD OF BLONDE HAIR



Through dedicated **products**, specific **tools** and **appropriate working methods** to obtain **all shades of blond**, depending on the application base and the client's wishes

4 AREAS:

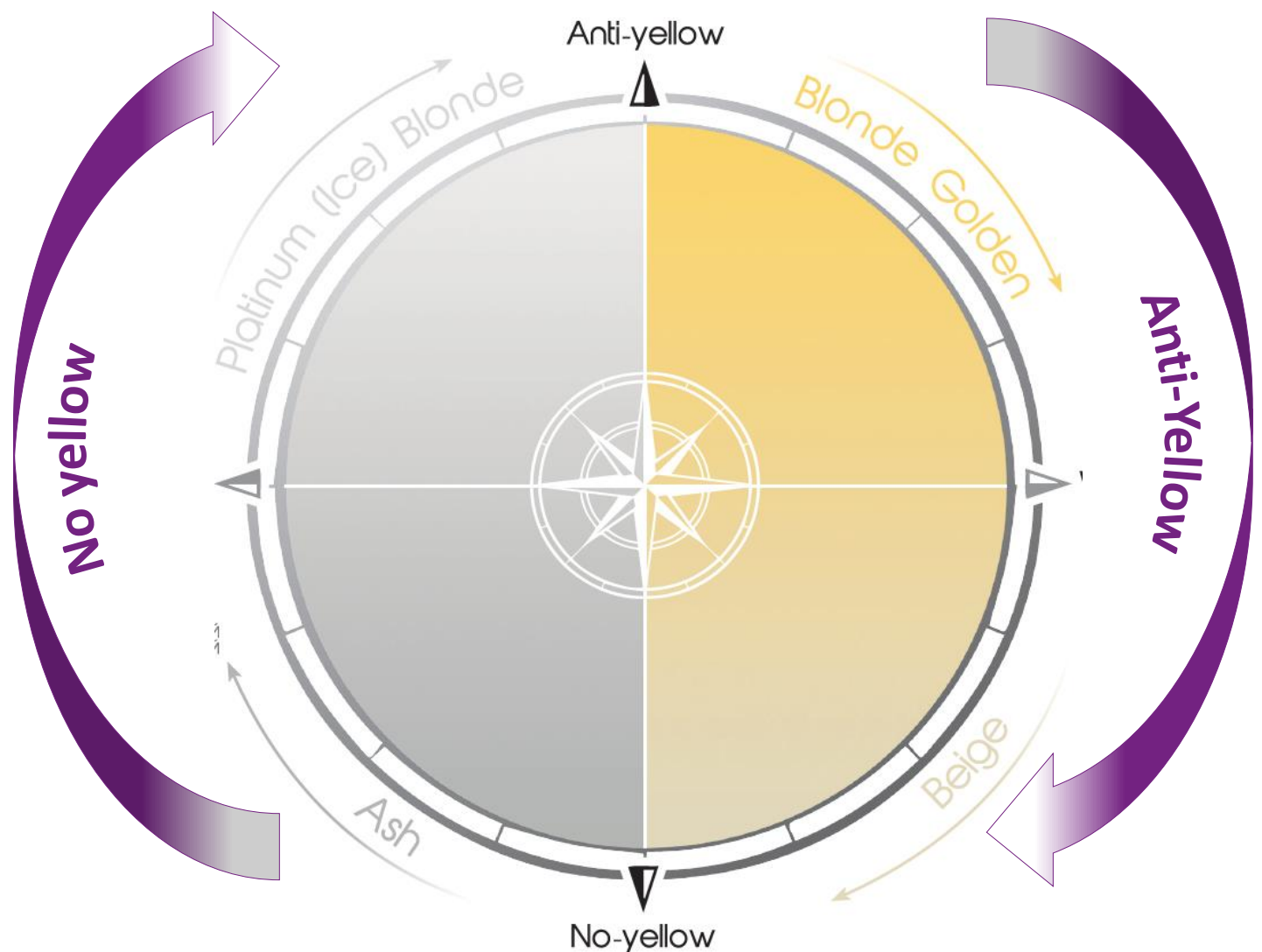
No Yellow Color allows you to get all the shades of blond: from warmer to cooler blonde (golden, beige, ash, icy)



2 REALMS:

ANTI-YELLOW ANTI-YELLOW (golden and beige blonde). In this section techniques and products will be used to **optimize the unwanted yellow tone**

NO YELLOW (ash blonde and icy blonde). In this section techniques and products will be used to **neutralize the unwanted yellow tone**



No yellow
color



No yellow color

Is the new professional range of **exclusive technical products specific for blonde, bleached and high-lifted hair to create pure, absolute and flawless blondes**. The range offers a **colouring and bleaching system** able to **optimize and neutralize the unwanted yellow effect during the technical service in salon**.



No yellow color

1. COLOR



100 ml

Ppd free



The innovative PPD free formula of the **NO YELLOW COLOR** is enriched with special 3D **ANTI-REFLECTION** pigments ensuring extreme performance.

2. BLEACHING

MIX 1:2



500 gr

Anti-yellow violet bleaching cream. Enhanced with violet micro pigments for an **anti yellow** effect, it lightens in a gradual and balanced way, leaving the hair soft, protected and shiny.

1. COLOR

No yellow
color

No yellow
color

1.COLOR

PACKAGING: 100 ml

FORMULA: gentle PPD FREE

RANGE: 9 special colours dedicated to blonde hair in all its expressions

FRAGRANCE: Wild berries

ACTIVE PRINCIPLES: Blackberry, Grape, Blueberry with conditioning, antioxidant and softening benefits for healthy, lively and soft hair.

MIX: With Fanola peroxides at 3.5-10-20-30-40 vol



100 ml

Fanola
made in Italy

COLOR RANGE

ICE
BLONDE
MIX 1:1,5

ICE
SUPERLIGHTENERS
MIX 1:2

ICE
TONER
MIX 1:2

LIGHTENER
MIX 1:3

8 ICE

LIGHT ICE
BLONDE

S.1202

ANTI-YELLOW
SUPERLIGHTENER

T.02

ANTI-YELLOW
TONER

ML.00

MULTILIGHTENER

9 ICE

VERY LIGHT
ICE BLONDE

S.1322

INTENSE
ANTI-YELLOW
SUPERLIGHTENER

T.21

BLUE
ANTI-YELLOW
TONER

10 ICE

ICE
PLATINUM BLONDE

T.11

ASH
ANTI-YELLOW
TONER

No yellow
color

1.COLOR

OXIDIZING EMULSION

No Yellow Color is designed for optimal use with Fanola oxidizing emulsions

Ice Blonde MIX 1:1,5



8 ICE / 9 ICE / 10 ICE | 3,5-10-20-30-40 VOL

Ice Superlighteners MIX 1:2



S.1202 / S.1322 | 30-40 VOL

Ice Toner MIX 1:2



T.02 / T.021 / T.11 | 3,5-10 VOL

Lightener MIX 1:3



ML.00 | 10-20-30-40 VOL

No yellow
color

ICE BLONDE
SERIES

TECHNICAL SHEET

Series of blonde colors with a **cold-ice color effect** that can **lighten and deposit anti-yellow pigment**, neutralizing the warm reflections on the natural hair



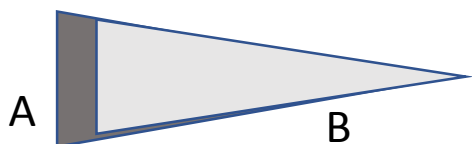
MIX :	1:1,5
Peroxyde:	3,5-10-20-30-40
Dev. time:	35/45 min
Level of lift:	max 3 tones

BASE OF APPLICATION	
8 ICE Light Ice Blonde	From base 5
9 ICE Very light Ice Blonde	From base 6
10 ICE Platinum Ice Blonde	From base 7

SPECIAL USE

The residual reflection of natural hair should always be considered when going lighter. The residual tone strongly influences the final result as it develops a mix of tones when mixed with the cosmetic reflection. **To achieve the best result it is advisable to lift 1 level more than the target colour.**

Es:



1	black		Brown black
2	brown		Dark brown
3	Dark chestnut		Dark red
4	chestnut		Red
5	Light chestnut		Red orange
6	Dark blonde		Orange red
7	Blonde		Orange
8	Light Blonde		Yellow orange
9	Very light blonde		Orange
10	Platinum blonde		Light yellow

TARGET: 8 COOL MEDIUM HAIR

- A : natural base 6
- B cosmetic base cool 8
- Formula:

A: ice 8 + 30 vol. mix 1:1.5 40/45 minutes

THICK HAIR

- A : natural base 6
- B cosmetic base cool 8
- Formula:

A: 8 ice + 40 vol mix 1:1.5 minutes 50/55

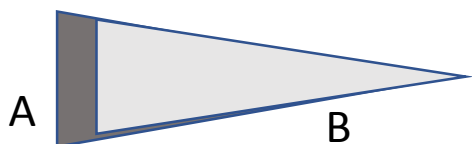
Afterwards, tone using T.02 + 3.5 volumes 1:2



SPECIAL USE

The residual reflection of natural hair should always be considered when going lighter. The residual tone strongly influences the final result as it develops a mix of tones when mixed with the cosmetic reflection. **To achieve the best result it is advisable to lift 1 level more than the target colour.**

Es.



1	<i>black</i>		<i>Brown black</i>
2	<i>brown</i>		<i>Dark brown</i>
3	<i>Dark chestnut</i>		<i>Dark red</i>
4	<i>chestnut</i>		<i>Red</i>
5	<i>Light chestnut</i>		<i>Red orange</i>
6	<i>Dark blonde</i>		<i>Orange red</i>
7	<i>Blonde</i>		<i>Orange</i>
8	<i>Light Blonde</i>		<i>Yellow orange</i>
9	<i>Very light blonde</i>		<i>Orange</i>
10	<i>Platinum blonde</i>		<i>Light yellow</i>

TARGET: 9 COOL MEDIUM HAIR

- A : natural base 6
- B cosmetic base cool 9
- Formula:

A: 9 ice + 30/40 volumi mix 1:1,5 40/45 minutes

THICK HAIR

- A : natural base 6
- B cosmetic base cool 9
- Formula:

A: 9 ice + 40 vol mix 1:1.5 50/55 minutes

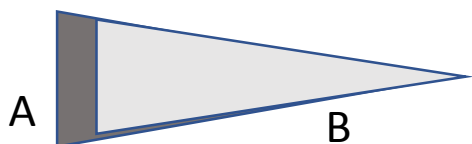
Afterwards, tone using T.02 + 3.5 volumes 1:2













SPECIAL USE

The residual reflection of natural hair should always be considered when going lighter. The residual tone strongly influences the final result as it develops a mix of tones when mixed with the cosmetic reflection. **To achieve the best result it is advisable to lift 1 level more than the target colour.**

Es.



1	<i>black</i>		<i>Brown black</i>
2	<i>brown</i>		<i>Dark brown</i>
3	<i>Dark chestnut</i>		<i>Dark red</i>
4	<i>chestnut</i>		<i>Red</i>
5	<i>Light chestnut</i>		<i>Red orange</i>
6	<i>Dark blonde</i>		<i>Orange red</i>
7	<i>Blonde</i>		<i>Orange</i>
8	<i>Light Blonde</i>		<i>Yellow orange</i>
9	<i>Very light blonde</i>		<i>Orange</i>
10	<i>Platinum blonde</i>		<i>Light yellow</i>

TARGET: 10 COOL MEDIUM HAIR

- A : natural base 7
- B cosmetic base cool 10
- Formula:

A: 10 ice + 30/40 vol mix 1:1,5 40/45 minutes

THICK HAIR

- A : natural base 7
- B cosmetic base cool 10
- Formula:

A: 10 ice + 40 voli mix 1:1.5 50/55 minutes

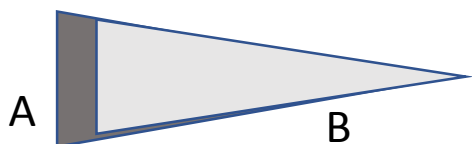
Afterwards, tone using T.02 + 3.5 volumes 1:2



SPECIAL USE

Traditional high-lifts often do not achieve the desired results, leaving marks of yellow residual tone in the hair. The range ICE SUPERLIGHTENERS has a **higher lifting power** and at the same time it can **deposit a specific pigment developed to remove any yellow tone**. The key to a perfect lift is the **mix/abundance of product and the processing time**

Es.



1	black		Brown black
2	brown		Dark brown
3	Dark chestnut		Dark red
4	chestnut		Red
5	Light chestnut		Red orange
6	Dark blonde		Orange red
7	Blonde		Orange
8	Light Blonde		Yellow orange
9	Very light blonde		Orange
10	Platinum blonde		Light yellow

TARGET: COOL SUPERLIGHTENER MEDIUM HAIR

- A : natural base 5
- B cosmetic base ice platinum blonde
- Formula:

A: S 12.02/13.22+ 40 vol. mix 1:2 50 minutes

THICK HAIR

- A : natural base 5
- B cosmetic base ice platinum blonde
- Formula:

A: S 12.02/13.22+ 40 vol. mix 1:2 60 minutes

In particular case recommend to tone with T.21/T.11 + 3.5 vol.
mix 1:2



No yellow
color

TECHNICAL SHEET

Toners with cold tones that neutralize the unwanted yellow tone after pre-lightening or classic lightening process

MIX :	1:2
Peroxyde:	3,5-10
Dev time:	5/20 min
Level of lift:	0



NUANCE	WHAT IS	WHAT IS IT FOR	BASE OF APPLICATION
T.02 Anti-yellow toner	Toner able to neutralize the residues of cosmetic and natural yellow pigments with a slow, precise and controllable action	Neutralizes the yellow tone and corrects the imperfections of blonde hair	Cosmetically coloured hair from level 6 onwards, pre-lightened and high-lifted hair with a remarkable and strong yellow tone
T.21 Anti-yellow blue toner	Toner able to neutralize the residues of cosmetic and natural yellow/orange pigments with a slow, precise and controllable action	Neutralizes the yellow/orange tone and corrects the imperfections of blonde hair	Cosmetically coloured hair from level 6 onwards, pre-lightened and high-lifted hair with a yellow/orange tone
T.11 Anti-yellow ash toner	Toner with a very high concentration of ash pigment able to deposit an intense ash reflex and neutralize the yellow/orange reflections in a quick and decisive manner	Neutralizes the yellow reflection and colors the lightened hair with an intense ash reflection	Cosmetically coloured hair from level 6 onwards, pre-lightened and high-lifted hair with an extremely yellow/orange tone

No yellow
color

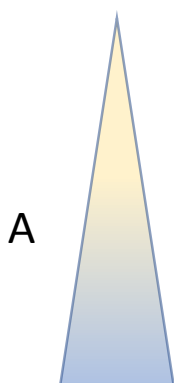
ICE TONER
SERIES











SPECIAL USE T.02

Toners are developed to tone down the residual tone while **depositing colour on the hair structure**. They don't have lifting power nor cover grey hair. Toner **T.02** is born **to eliminate yellow reflections, superimposed on the cosmetic lightening of the hair**. It is used mixing oxygen at 3.5 or 10 volume with 1:2 dilution.

- It can be mixed with other ICE TONERS
- It cannot be mixed with colour.
- Has a controlled and balanced processing time

Es.



1	black		Brown black
2	brown		Dark brown
3	Dark chestnut		Dark red
4	chestnut		Red
5	Light chestnut		Red orange
6	Dark blonde		Orange red
7	Blonde		Orange
8	Light Blonde		Yellow orange
9	Very light blonde		Orange
10	Platinum blonde		Light yellow

**TARGET: NEUTRAL REFLECTS
COLORED, HIGH-LIFTED, BLEACHED HAIR**

- A : Light yellow / yellow residual reflection levels
- Formula:

A: T.02 + 3,5/10 vol. mix 1:2 5/20 minutes



No yellow
color

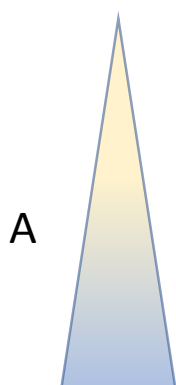
ICE TONER
SERIES

SEPCIAL USE T.21

Toners are developed to tone down the residual tone while **depositing colour on the hair structure**. They don't have lifting power nor cover grey hair. Toner **T.21** was developed to **remove yellow tones and provide a slight cool beige reflection in addition to cosmetic lightening process**. It is used mixing oxygen at 3.5 or 10 volume with 1:2 dilution

- It can be mixed with other ICE TONERS
- It cannot be mixed with colour.
- Has a controlled and balanced processing time

Es.



1	black		Brown black
2	brown		Dark brown
3	Dark chestnut		Dark red
4	chestnut		Red
5	Light chestnut		Red orange
6	Dark blonde		Orange red
7	Blonde		Orange
8	Light Blonde		Yellow orange
9	Very light blonde		Orange
10	Platinum blonde		Light yellow

**TARGET: NEUTRAL COOL
COLORED, HIGH-LIFTED, BLEACHED HAIR**

- A : Light yellow / yellow residual reflection levels
- Formula:

A: T.21 + 3,5/10 vol. mix 1:2 5/20 minutes



No yellow
color

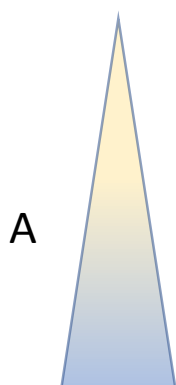
ICE TONER
SERIES

SPECIAL USE T.11

Toners are developed to tone down the residual tone while **depositing colour on the hair structure**. They don't have lifting power nor cover grey hair. The **T.11 toner** was created in order to **eliminate the yellow reflections by depositing a cold steel ice reflection overlapping the cosmetic hair lightening**. It is used mixing oxygen at 3.5 or 10 volume with 1:2 dilution

- It can be mixed with other ICE TONERS
- It cannot be mixed with colour.
- Has a controlled and balanced processing time

Es.



1	black		Brown black
2	brown		Dark brown
3	Dark chestnut		Dark red
4	chestnut		Red
5	Light chestnut		Red orange
6	Dark blonde		Orange red
7	Blonde		Orange
8	Light Blonde		Yellow orange
9	Very light blonde		Orange
10	Platinum blonde		Light yellow

TARGET: ASH REFLECTS COLORED, HIGH-LIFTED, BLEACHED HAIR

- A : Light yellow / yellow residual reflection levels
- Formula:

A: T.11 + 3,5/10 vol. mix 1:2 5/20 minutes



No yellow
color

LIGHTENER
SERIES

TECHNICAL SHEET

Thanks to technologically advanced and balanced formulations, it allows to achieve an **excellent lightening performance**

MIX :	1:3
Peroxyde:	10-20-30-40
Dev. Time:	35/60 min
Level of lift:	4/5 tones on natural hair, from 1 to 3 tones on coloured hair

NUANCE	WHAT IS	WHAT IS IT FOR	BASE OF APPLICATION
ML.00 multilightener	It is a special product, free form intermediate pigments, able to achieve the highest lightening on natural and coloured hair depending on the selected volume. It can be mixed – in amount no higher than 20% - with colours or super-lighteners to increase the lifting power and with toners to dilute their intensity	Suitable for all lifting techniques	On natural and coloured hair



No yellow
color

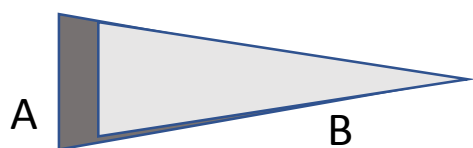
LIGHTENER
SERIES

SPECIAL USE ML.00

It is a **special lightener with no colour** that allows to **transform natural hair into lighter levels**, thus making the **following lightening of the colour** easier. It's also perfect to **dilute the intensity of a colour**, thus making it more pastel.

- Lightens **natural hair by 4/5 levels**
- Lightens **cosmetic colour from depth 4 upwards by 1 to 3 levels**
- Its special **1:3 dilution** allows to **develop a higher amount of oxygen, thus boosting the lifting power**,
- Since oxygen has an acidic pH, **the 1:3 mix is more delicate to the hair**

Es.



1	<i>black</i>		<i>Brown black</i>
2	<i>brown</i>		<i>Dark brown</i>
3	<i>Dark chestnut</i>		<i>Dark red</i>
4	<i>chestnut</i>		<i>Red</i>
5	<i>Light chestnut</i>		<i>Red orange</i>
6	<i>Dark blonde</i>		<i>Orange red</i>
7	<i>Blonde</i>		<i>Orange</i>
8	<i>Light Blonde</i>		<i>Yellow orange</i>
9	<i>Very light blonde</i>		<i>Orange</i>
10	<i>Platinum blonde</i>		<i>Light yellow</i>

TARGET: COOL 8 MEDIUM HAIR

- A : natural base 3/4
- B cosmetic base 8 cool
- Formula:

A: ML.00 + 40 vol mix 1:3 60 minutes

A: 8.ICE + 20 vol. 1:1.5 40 minutes



No yellow
color

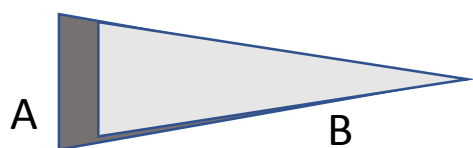
LIGHTENER
SERIES

SPECIAL USE ML.00

It is a **special lightener with no colour** that allows to **transform natural hair into lighter levels**, thus making the **following lightening of the colour** easier. It's also perfect to **dilute the intensity of a colour**, thus making it more pastel.

- Lightens **natural hair by 4/5 levels**
- Lightens **cosmetic colour from depth 4 upwards by 1 to 3 levels**
- Its special **1:3 dilution** allows to **develop a higher amount of oxygen, thus boosting the lifting power**,
- Since oxygen has an acidic pH, **the 1:3 mix is more delicate to the hair**

Es.



1	<i>black</i>		<i>Brown black</i>
2	<i>brown</i>		<i>Dark brown</i>
3	<i>Dark chestnut</i>		<i>Dark red</i>
4	<i>chestnut</i>		<i>Red</i>
5	<i>Light chestnut</i>		<i>Red orange</i>
6	<i>Dark blonde</i>		<i>Orange red</i>
7	<i>Blonde</i>		<i>Orange</i>
8	<i>Light Blonde</i>		<i>Yellow orange</i>
9	<i>Very light blonde</i>		<i>Orange</i>
10	<i>Platinum blonde</i>		<i>Light yellow</i>

TARGET: COOL 9 MEDIUM HAIR

- A : natural base 3/4
- B cosmetic base 9 cool
- Formula:

A: ML.00 + 40 vol mix 1:3 60 minutes

A: 9.ICE + 30 vol. 1:1.5 40 min



No yellow
color

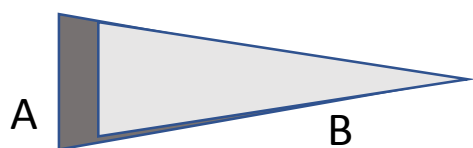
LIGHTENER
SERIES











SPECIAL USE ML.00

It is a **special lightener with no colour** that allows to **transform natural hair into lighter levels**, thus making the **following lightening of the colour** easier. It's also perfect to **dilute the intensity of a colour**, thus making it more pastel.

- Lightens **natural hair by 4/5 levels**
- Lightens **cosmetic colour from depth 4 upwards by 1 to 3 levels**
- Its special **1:3 dilution** allows to **develop a higher amount of oxygen, thus boosting the lifting power**,
- Since oxygen has an acidic pH, **the 1:3 mix is more delicate to the hair**

Es.



1	<i>black</i>		<i>Brown black</i>
2	<i>brown</i>		<i>Dark brown</i>
3	<i>Dark chestnut</i>		<i>Dark red</i>
4	<i>chestnut</i>		<i>Red</i>
5	<i>Light chestnut</i>		<i>Red orange</i>
6	<i>Dark blonde</i>		<i>Orange red</i>
7	<i>Blonde</i>		<i>Orange</i>
8	<i>Light Blonde</i>		<i>Yellow orange</i>
9	<i>Very light blonde</i>		<i>Orange</i>
10	<i>Platinum blonde</i>		<i>Light yellow</i>

TARGET: COOL 10
CAPELLO MEDIO

A : natural base 3/4

B cosmetic base 9 cool

Formula:

A: ML.00 + 40 vol, mix 1:3 60 min

A: 10.ICE + 30/40 vol. 1:1.5 50 min



No yellow
color

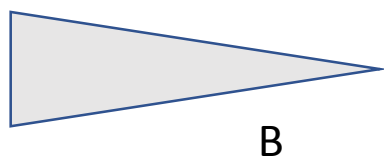
LIGHTENER
SERIES

SPECIAL USE ML.00

It is a **special lightener with no colour** that allows to **transform natural hair into lighter levels**, thus making the **following lightening of the colour** easier. It's also perfect to **dilute the intensity of a colour**, thus making it more pastel.

- Lightens **natural hair by 4/5 levels**
- Lightens **cosmetic colour from depth 4 upwards by 1 to 3 levels**
- Its special **1:3 dilution** allows to **develop a higher amount of oxygen**, thus **boosting the lifting power**,
- Since oxygen has an acidic pH, **the 1:3 mix is more delicate to the hair**

Es.



1	black		Brown black
2	brown		Dark brown
3	Dark chestnut		Dark red
4	chestnut		Red
5	Light chestnut		Red orange
6	Dark blonde		Orange red
7	Blonde		Orange
8	Light Blonde		Yellow orange
9	Very light blonde		Orange
10	Platinum blonde		Light yellow

TARGET 8 NEUTRAL COLOURED HAIR

B : cosmetic base 6,3

- Formula:

B: ½ ML.00 + ½ 8 ICE + 40 vol mix 1:3 45/50 min



TECHNICAL GUIDELINES

BASE		8 ICE	9 ICE	10 ICE	S.1202	S.1322	T.02	T.21	T.11	ML.00
	11	3,5 VOL	3,5 VOL	3,5 VOL	X	X	3,5 VOL	3,5 VOL	3,5 VOL	X
	10	3,5-10 VOL	3,5-10 VOL	3,5-10 VOL	X	X	3,5 VOL	3,5 VOL	3,5 VOL	10-20 VOL
	9	10 VOL	10 VOL	20VOL	X	X	3,5-10 VOL	3,5-10 VOL	3,5-10 VOL	10-20 30 VOL
	8	10-20 VOL	20 VOL	20-30 VOL	30 VOL	30 VOL	3,5-10 VOL	3,5-10 VOL	3,5-10 VOL	10-20-30 40 VOL
	7	20-30 VOL	20-30 VOL	30-40 VOL	30-40 VOL	30-40 VOL	3,5-10 VOL	3,5-10 VOL	3,5-10 VOL	10-20-30 40 VOL
	6	30 VOL	30-40 VOL	X	40 VOL	40 VOL	3,5-10 VOL	3,5-10 VOL	3,5-10 VOL	10-20-30 40 VOL
	5	30-40 VOL	X	X	X	X	X	X	X	10-20-30 40 VOL
	4	X	X	X	X	X	X	X	X	10-20-30 40 VOL
	3	X	X	X	X	X	X	X	X	10-20-30 40 VOL
	2	X	X	X	X	X	X	X	X	10-20-30 40 VOL
1	X	X	X	X	X	X	X	X	10-20-30 40 VOL	

LEVELS OF LIFT

LEVELS	0	1	2	3	4	4+
TIME	30'	30'-35'	35'-40'	40'-45'	45'-50'	50'-60'
PRODUCTS	<p>3,5 VOL 1,05%</p> <p>10 VOL 3%</p>	<p>20 VOL 6%</p>	<p>30 VOL 9%</p>	<p>40 VOL 12%</p>	<p>40 VOL 12%</p>	<p>40 VOL 12%</p>
MIX	1:1,5	1:1,5	1:1,5	1:1,5	1:3 ML00	1:2 SS

2. BLEACHING

No yellow
color

No yellow
color



No yellow
color

BLEACHING

NO YELLOW VIOLET BLEACHING CREAM

NO YELLOW LIGHTENING CREAM



500 gr

- **SIZE:** 500 gr
- **FORMULA:** delicate, silica and titanium dioxide free
- **ACTIVE PRINCIPLES:** Cranberry extracts with antioxidant properties
- **ACTION:** lifts by minimizing the yellow effect
- **NON-FLAMMABLE**

No yellow
color

BLEACHING

TECNICAL SHEET AND USE

NO YELLOW LIGHTENING CREAM



500 gr

LIFTING POWER: up to 7/8 tones

APPLICATION: easy and safe with more grip on the hair

SUITABLE FOR: all lifting techniques

MIX: 1:2 with Fanola peroxides at 10-20-30-40 vol

USE: wear disposable plastic gloves in all preparation, application and rinsing stages. Manipulate the packaging to make the content uniform and pour the amount required (20 to 50 gr), by adding the Fanola peroxide emulsion (1+2 dilution) in a non-metal bowl. Mix it using a spatula or a brush to achieve a creamy and homogeneous texture. Do not apply the product on the scalp when highlighting. It is recommended to apply a barrier cream. Make sure the hair does not rest on the face while processing. After processing time, rinse the hair thoroughly and shampoo.



FIBER FIX

THE INNOVATIVE RESTRUCTURING PRODUCT

that can be mixed with colour and bleach with a

special highly-concentrated botanical

aminoacid complex that **binds itself to the hair fibres to strengthen** and **seal the structural bonds**



To ensure protection and restructuring during the **NO YELLOW COLOR** technical service, it is recommended to use

FIBER FIX



COLOR



BLEACH

MIX



Increasing the amount of color proportionally increases the amount of Fiberfix

MIX



Increasing the amount of color proportionally increases the amount of Fiberfix





No yellow

The Original Anti Brassiness

fanola
made in Italy

No yellow

THE ORIGINAL ANTI BRASSINESS

TONING AND MAINTENANCE

NO-YELLOW presents a complete range of **anti-yellow** and **anti-orange** treatments to neutralize the unwanted tones with an effective anti-brassiness action

No yellow

No orange



No yellow

NO YELLOW SHAMPOO

EXTRA VIOLET PIGMENT



SIZE: 350/1000 ml

SUITABLE FOR: pre-lightened, blonde, highlighted or grey hair

FORMULA: delicate cleanser with a special violet pigment that **neutralizes the unwanted yellow tones**

ACTIVES: Antioxidant Grape Extract and Silk Proteins for shine

ACTION: neutralizes yellow with an immediat toning action

Use: apply on damp hair, massage gently and then rinse off

No yellow

NO YELLOW MASK

EXTRA VIOLET PIGMENT



350 ML

1000 ML

SIZE: 350/1000 ml

SUITABLE FOR: pre-lightened, blonde, highlighted or grey hair

FORMULA: rich, nourishing and conditioning with a special **violet pigment** that neutralizes the unwanted yellow tones

ACTIVES: Antioxidant Grape Extract and Silk Proteins for shine

ACTION: neutralizes the yellow leaving the hair soft and shiny

Use: after washing the hair with No yellow Shampoo, wear disposable gloves and apply it on towel-dried hair on the length and ends. Leave on 3 to 5 minutes and rinse thoroughly.

No orange

NO ORANGE SHAMPOO

EXTRA BLUE PIGMENT



350 ML

1000 ML

SIZE: 350/1000 ml

SUITABLE FOR: dark coloured hair

FORMULA: delicate cleanser with a high-concentration special **BLUE pigment** that neutralizes the unwanted copper/orange/red tones

ACTIVES: Antioxidant and illuminating Gardenia milk and hydrating, re-mineralising and rebalancing Corallina Officinalis

ACTION: neutralizes copper/orange/red tones with an immediate toning action. Ideal on white and totally bleached hair for an icy blue effect

Use: apply on damp hair, massage gently and then rinse off.

No orange

NO ORANGE MASK

EXTRA BLUE PIGMENT



SIZE: 350/1000 ml

SUITABLE FOR: dark coloured hair

FORMULA: rich, nourishing and conditioning with a high-concentration special **BLUE pigment** that neutralizes the unwanted copper/orange/red tones

ACTIVES: Antioxidant and illuminating Gardenia milk and hydrating, re-mineralising and rebalancing Corallina Officinalis

ACTION: neutralizes the copper/orange/red tones while leaving the hair soft and shiny. Ideal on white and totally bleached hair for an **Icy blue effect**

Uso: after washing the hair with No orange Shampoo, wear disposable gloves and apply it on towel-dried hair on the length and ends. Leave on 3 to 5 minutes and rinse thoroughly.

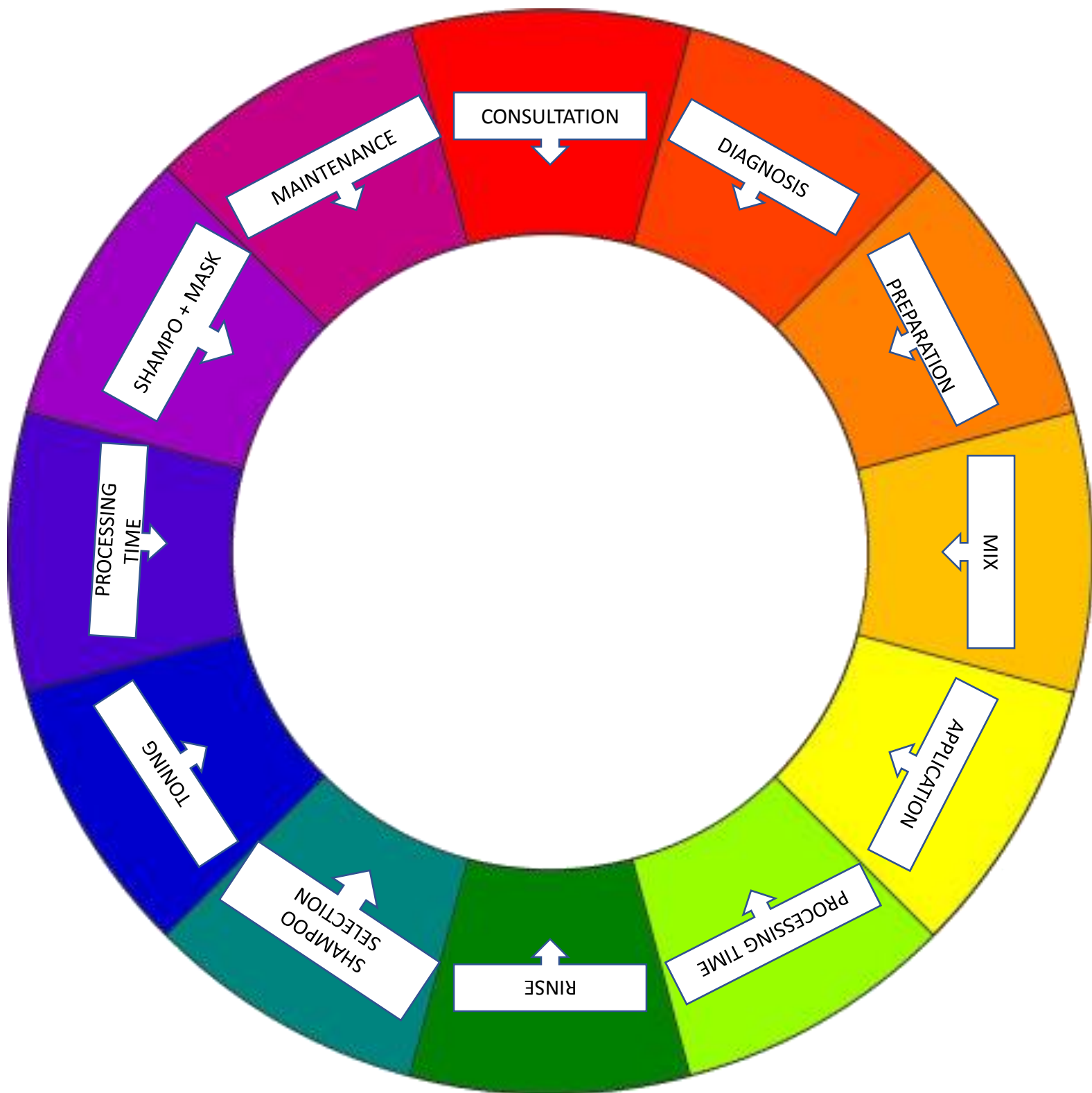
No yellow
color



IN SALON

No yellow
color

COLOR PATH




No yellow
color

COLOR PATH

CONSULTATION

it is fundamental to decide with the client the kind of result she wants to achieve, with the help of the colour chart, pictures or social networks



No yellow color

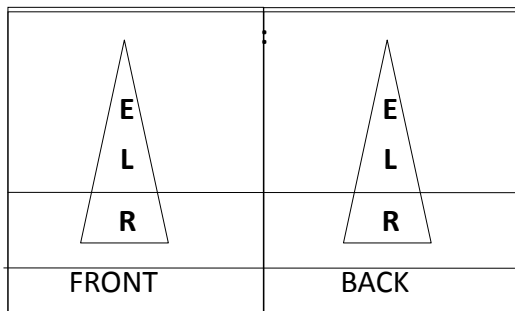
DIAGNOSIS

A careful diagnosis is the most important step for a successful colour

COLOR DIAGNOSIS

NAME MODELS:

COLOR GOAL:



WHITE HAIR %:



SCALP:

Sensitive very sensitive normal

HAIR:

porous very porous normal

IS IT POSSIBLE TO REALIZE THE COLOR?

YES NO

Formula:

PRELIMINAR SERVICE:

Pre-pigmentation

Re-pigmentation

Decapage:

Tonalizing

other:

Processing time

	Minute
E	
L	
R	

Natural Tone selector

3.0
DARK CHESTNUT

CASTANO SCURO ТЕМНО-КОРИЧНЕВЫЙ
CHATAIN FONCE ТЕМНЫЙ КАШТАНОВЫЙ
CASTANO OSCURO КАСТАННО ЗЛОУРО
CASTANHO ESCURO CASTANU INCHIS
DUNKELBRAUN CEMNY BRZ
TMAVE KASTANOVA

4.0
CHESTNUT

CASTANO КОРИЧНЕВЫЙ
CHATAIN КАШТАНОВЫЙ
CASTANO КАСТАННО МЕТРО
CASTANHO CASTANU
MITTELBRAUN SREDNY BRZ
KASTANOVA

5.0
LIGHT CHESTNUT

CASTANO CHIARO СВЯТЛО-КОРИЧНЕВЫЙ
CHATAIN CLAIR СВЯТЛЫЙ КАШТАНОВЫЙ
CASTANO CLARO КАСТАННО АНОДХТО
CASTANHO CLARO CASTANU DESCHIS
HELLBRAUN JASNY BRZ
SVETLE KASTANOVA

6.0
DARK BLONDE

BIONDO SCURO ТЕМНЫЙ БЛОНДИН
BLOND FONCE ТЕМНЫЙ БЛОНДИН
RUBIO OSCURO FANNO ZHOYFO
LOURO ESCURO BLOND INCHIS
DUNKELBLOND CEMNY BLOND
TMAVA BLOND

7.0
BLONDE

BIONDO БЛОНДИН
BLOND БЛОНДИН
RUBIO FANNO METRO
LOURO SREDNY BLOND
BLOND BLOND

8.0
LIGHT BLONDE

BIONDO CHIARO СВЯТЛЫЙ БЛОНДИН
BLOND CLAIR СВЯТЛЫЙ БЛОНДИН
RUBIO CLARO FANNO ANODXTO
LOURO CLARO BLOND DESCHIS
HELLBLOND JASNY BLOND
SVETLA BLOND

9.0
VERY LIGHT BLONDE

BIONDO CHIARISSIMO ЭКСТРА СВЯТЛЫЙ БЛОНДИН
BLOND TRES CLAIR ДУЖЕ СВЯТЛЫЙ БЛОНДИН
RUBIO CLARISSIMO FANNO TONY ANODXTO
LOURO CLARISSIMO BLOND SUPERDESCHIS
SEHR HELLES BLOND BARXTO JASNY BLOND
VELM SVETLA BLOND

10.0
BLONDE PLATINUM

BIONDO PLATINO БЛОНДИН ПЛАТИНОВЫЙ
BLOND PLATINE ПЛАТИНОВЫЙ БЛОНДИН
RUBIO PLATINO FANNO PLATINE
LOURO PLATINADO BLOND PLATINE
BLOND PLATIN PLATINOVY BLOND
PLATINOVA BLOND



PREPARATION

Get the client ready for the colour. After duly covering the client with the colour cape, brush the hair gently to untangle it or remove any product build-up, then continue with the work plan, sectioning patterns and application

MIX

118. After analysing the hair shades and choosing the right mix, we have to draw attention on how to prepare the colour mix. It's extremely important to follow the directions of the selected colour and the kind of oxidising emulsion. Always use the scale to achieve the right dilution









No yellow
color

APPLICATION

The colour base assists in the lifting process but it's the oxygen that actually lifts. Oxygen is extremely delicate and volatile, so it's pivotal to apply a sufficient amount of product on the hair so that the hydrogen peroxide concentration is enough to reach 4/5 levels of lift.

PROCESSING TIME

Processing time varies depending on the oxygen selected and the difference in levels to be lightened. The colour chart shows a complete table with the processing time

LEVELS	0	1	2	3	4	4+
TIME	30'	30'-35'	35'-40'	40'-45'	45'-50'	50'-60'
PRODUCTS	 3,5 VOL 1,05% 10 VOL 3%	 20 VOL 6%	 30 VOL 9%	 40 VOL 12%	 40 VOL 12%	 40 VOL 12%
MIX	1:1,5	1:1,5	1:1,5	1:1,5	1:3 ML00	1:2 SS

No yellow
color

RINSE AND SHAMPOO SELECTION

Rinsing is a very important step, since the colour contains surfactants for removing colour build-up from the scalp. That is why it is recommended to massage the hair before adding water, then rinse off the scalp and the hair thoroughly with water. Now, a diagnosis should tell us whether a «No Yellow Color» shampoo is necessary or if we can go straight to the toner.



No yellow
color

TONER and PROCESSING TIME

T.02/T.21/T.11 toners can be applied after colouring, high-lifting or pre-lightening the hair, but they can also be used in between colours

These toners are balanced and they deposit the tone gradually and consistently with no risk of overcharging or darkening the colour

T.02

ANTI-YELLOW
TONER



T.21

ANTI-YELLOW BLUE
TONER



T.11

ANTI-YELLOW ASH
TONER



No yellow
color

SHAMPOO and MASK

After completing the colour, it is important to establish which shampoo and mask are more suitable to seal the treatment.

You can use **No Yellow Shampoo** and **Mask** or **No Orange Shampoo** and **Mask**.

131. You can also decide to use both, for instance No Yellow Shampoo and No Orange Mask or vice-versa

No yellow



No orange



No yellow
color

MAINTENANCE

It is recommended to maintain the colour at home using the **No Yellow Shampoo** and **Mask** or **No Orange Shampoo** and **Mask**

No yellow



If you desire a golden or beige blonde, the No Yellow shampoo and Mask are recommended.

No orange



If you desire an ICE cold blonde, the No Orange Shampoo and Mask are recommended.

Fanola
made in Italy

No yellow
color



Fanola.official

WWW.FANOLA.IT

#FanolaLove

oneteck

SOCIETÀ SOGGETTA A DIREZIONE E COORDINAMENTO DI AGF88 HOLDING s.r.l.
VIA DEI FIORI 10/C - 35018 - SAN MARTINO DI LUPARI (PD) - ITALY
TEL. +39 049 99 88 990 - FAX +39 049 99 88 999