



Exclusive UK wholesaler
of 3D-lipo equipment!

A photograph of a person's back and buttocks, with a teal-colored 3D Lipo Ultimate device applied to the skin. Dotted blue arrows indicate the treatment path. The device has a grid-like pattern of small squares.

3D
Lipo

Ultimate

The *ultimate* non surgical face & body device

The ultimate treatment
guide for non surgical
face and body treatments

In-store

capitalhairandbeauty.co.uk

3Dlipo@capitalhb.co.uk



WHY SHOP WITH CAPITAL?

**WHEN YOU PURCHASE A 3D-LIPO
ULTIMATE MACHINE FROM CAPITAL HAIR
AND BEAUTY, YOU WILL RECEIVE...**

Exclusive 10% discount worth £2,500!
RRP £25,000, only £22,500 at Capital

Affordable finance options available,
pay nothing for 3 months*

Full machine training with every
purchase of 3D-lipo Ultimate

Free 3D-HIFU machine worth
£12.5K

*Based on 5 year term available only for 3D Ultimate Machine Package at £22,500 plus VAT. Subject to acceptance. Rates acceptance and 3 month payment free period may vary dependant on personal circumstances.

The 3D Brand is a culmination of 20 years' worth of personal experience developing result driven devices for the Beauty & Aesthetics industry. Roy Cowley, Managing Director, is a great believer in thinking out of the box and the 3D brand is a culmination of that belief and experience.

Throughout the last few years 3D-lipo has been introduced to over of 650 clinics across the UK with the same number also being introduced across the world through a network of International distributors.

The reason our non surgical technology has proven so popular is because as a brand and as a device we are fundamentally different! Historically machines have one technology which generally treat one thing well. Our bodies come in different shapes and sizes and each clients needs vary. This means that if we only have one technology there will only be a relevance to certain people. The technologies contained in the 3D-lipo machines meant that we could now treat (non surgically) fat removal, skin tightening and the treatment of cellulite.

In 2016 the new 3D-ultimate was developed, which now means that beauty professionals can offer a wide range of non surgical and effective treatments not only for the body but for the face as well!

3D-lipo has been featured in numerous press articles throughout the past few years and has become the celebrities favourite body contouring treatment resulting in the machine becoming the most popular and fastest selling body treatment in the UK.



“The reason our non surgical technology has proven so popular is because as a brand and as a device we are fundamentally different!”

Roydon Cowley
Founder & Managing
Director, 3D-lipo Ltd

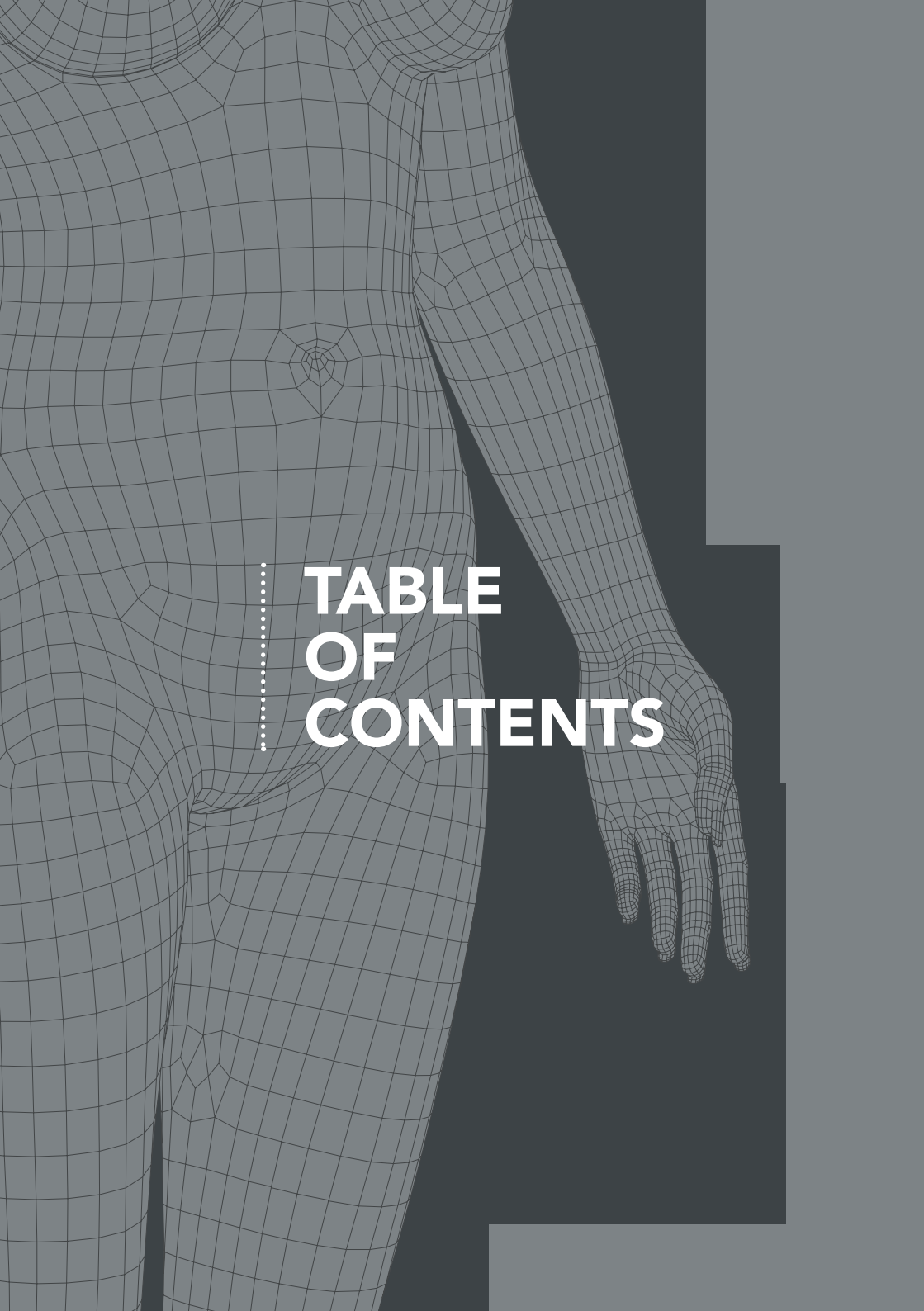
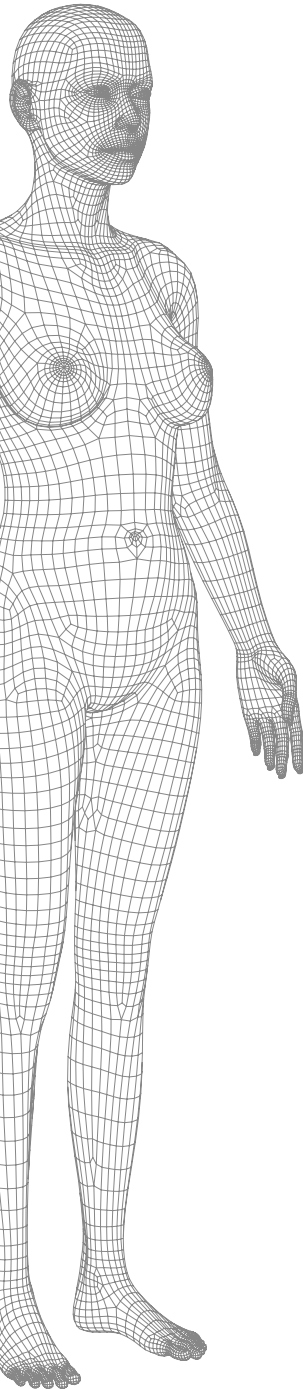


TABLE OF CONTENTS



FAT REMOVAL 6
3D-CAVITATION 7

FOCUSSED FAT REMOVAL 8
3D-CRYO FREEZE 9
3D-CRYO CHIN FREEZE 10
3D-HIFU 11

SKIN TIGHTENING 12
3D-RF FACE AND BODY 13
3D-RF EYE 14
3D-HIFU FACE 15

CELLULITE REDUCTION 16
3D-CRYOFUSE 17
3D-DERMOLOGY 18
3D-BODY RF 19
3D-SHOCKWAVE 20

TREATMENT SUMMARY 22

WHY 3D-LIPO? 26

COMES HIGHLY RECOMMENDED 28

THE RESULTS SPEAK FOR THEMSELVES 30

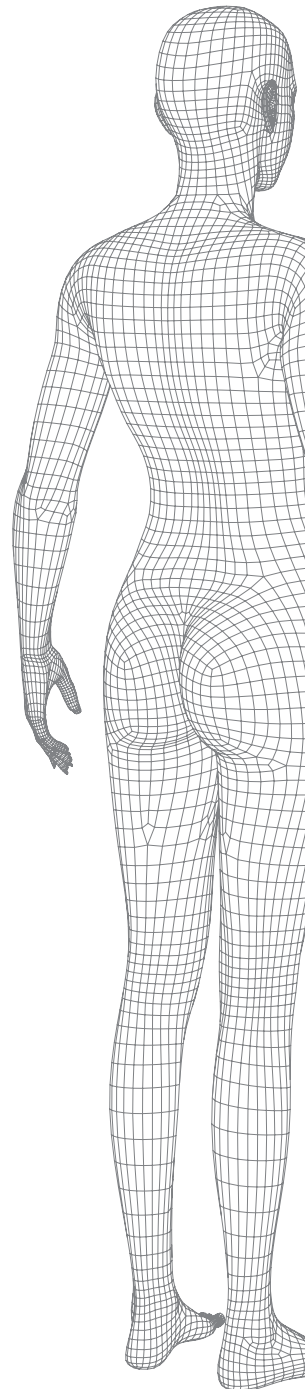
A FAVOURITE WITH THE CELEBS 32

TREATMENT MAKING THE HEADLINES 34

CAUSING A STORM ON SOCIAL MEDIA 36

ULTIMATE HOMECARE - PPC 42

ENQUIRE NOW 44





FAT REMOVAL



3D-Cavitation

Best for

Overall fat reduction.

Tech explained

Cavitation is a natural phenomenon based on low frequency ultrasound. The ultrasound produces a strong wave of pressure to fat cell membranes. A fat cell cannot withstand this pressure and therefore disintegrates into a liquid state.

What happens to the released fat?

During the 3D-cavitation treatment, the membranes of the fat cells are disrupted. The fat cell content, primarily comprised of triglycerides, is dispersed into the fluid between the cells and then transported through the vascular and lymphatic systems to the liver. The liver makes no distinction between fat coming from the 3D-cavitation treatment and fat originating from consumed food. Both are processed by the body's natural mechanisms.

What areas can be improved with 3D-cavitation?

3D-cavitation is best for treating larger areas of fat such as the abdomen, thighs and 'muffin top'.

How many treatments are recommended?

A course of 6-8 treatments are recommended to achieve optimum results although your therapist will advise the best treatment plan for you.



What Results Can I Expect from this treatment?

Results can be seen from treatment one, with an average loss of 2-4cm per treatment. Results will be improved during each treatment.

Can I combine 3D-cavitation with other treatments?


Yes, 3D-cavitation can often be combined with other treatments depending on what you are looking to achieve. A therapist will devise a tailored treatment program which may incorporate the addition of other technologies.

What will I experience during treatment?

The size of the treatment area determines the duration of the session. During treatment, a hand-held device delivering ultrasound energy gently glides over the marked area. The majority of treated patients consistently report a painless and comfortable experience.



FOCUSED FAT REMOVAL



3D-Cryo Freeze

Best for

Stubborn pockets & body sculpting.

Tech Explained

3D-cryofreeze is a unique non-invasive treatment using a combination of electro and cryo therapy. Using the 3D-cryofreeze hand-piece, this creates vacuum which draws the fat into the hand-piece. This localised area within the hand-piece is then frozen, causing 20% - 40% of the fat cells in that area to die.

How this tech works

3D-cryofreeze targets specifically the fat cells. By lowering the temperature to -6 degrees it pinpoints the content of the fat cells, causing them to crystallize. No other structures are affected by this process. The remaining content of the fat cells is then disposed of naturally through the body's lymphatic system.

What areas can be improved with 3D-cryofreeze?

This treatment is best for targeting those stubborn areas that just won't shift. Typical areas ideal for 3D-cryofreeze including inner thighs, lower abdomen and 'muffin tops', however your therapist will provide a tailored treatment plan to provide you with the best possible results which may include combining 3D-cryofreeze with other technologies as part of a treatment program. Two areas can now be treated simultaneously with the 3D-cryofreeze duo application.

How many treatments are recommended?

Only one treatment is required per area.



What results can I expect from this treatment?

On average you will see a 20% - 40% reduction of the fat in the localised area. As the body takes several months to flush out the dead fat cells, results will be visible after 6 - 12 weeks*.

Can I combine 3D-cryofreeze with other treatments?

3D-cryofreeze is a one off treatment, however it can be devised as a part of a course of treatments depending on your goals, your therapist will discuss this with you. It is great as a one off treatment for targeting stubborn areas, but can also be combined with other technologies on the machine to enhance results. For example if you have a pocket of stubborn fat but also loose skin on that area, it would be advised to combine 3D-cryofreeze with a course of radio frequency to both remove the fat and tighten/ tone the skin.

What will I experience during treatment?

First of all, an anti-freeze pad is placed onto the area of treatment, to protect the skin. During treatment the fat is drawn into a suction cup before freezing. This will provide a slight pulling sensation and the area will be cold. Within a few minutes the area should go numb. The hand-piece will be on the area from 30 - 60 minutes to depending on the size of the area being treated.



3D-Cryo Chin Freeze

3D-cryo freeze is now available for the chin area! This applicator hand-piece has been designed to target the dreaded 'double chin'.

Tech explained

Using the same technology as 3D-cryo freeze, this treatment targets specifically the fat cells. By lowering the temperature to -6 degrees it pinpoints the content of the fat cells, causing 20%- 40% of the fat cells in that area to die. No other structures are affected by this process. The remaining content of the fat cells is then disposed of naturally through the body's lymphatic system.

3D-HIFU

Best for

Pockets of stubborn Fat, Body Sculpting, Targeted Fat Removal

Tech explained

3D-HIFU is the latest technology used to target specific focused areas of fat in the fastest possible treatment time. This technology works by delivering focused energy at a depth of 1.3cm and 8mm to destroy fat cells. The high frequency of the ultrasound wave results in heating under the skin, effectively destroying the fat cells and tightening the skin in the area treated. The damaged cells are flushed away via a natural removal process through the lymphatic system that continues for up to 3 months.

How this tech works

The HIFU hand-piece delivers focussed ultrasound waves to a precise depth to cause Necrosis of the fat cell. The controlled movement of the hand-piece results in a grid of treated fat cells. The high frequency of the ultrasound wave, results in rapid heating of the focal zone at 1.3cm and 8mm under the skin leaving the skins surface unaffected. However this energy increases in temperature as it gets deeper within the skin due to the energy of the HIFU causing cellular friction. Exposing the fat cell to this high temperature causes rapid cell death (necrosis).

What areas can be improved with 3D-HIFU body?

This treatment is great for busting those unwanted stubborn pockets of fat. Recommended areas for treatment are typically: abdomen, flanks, hips, thighs and buttocks

How many treatments are recommended?

A single treatment per area is recommended.



What results can I expect from this treatment?

Results can be seen from 2 - 4 months post treatment. The average reduction of the treatment area after just one single session is typically 2 - 4cm.

Can I combine 3D-HIFU body with other treatments?

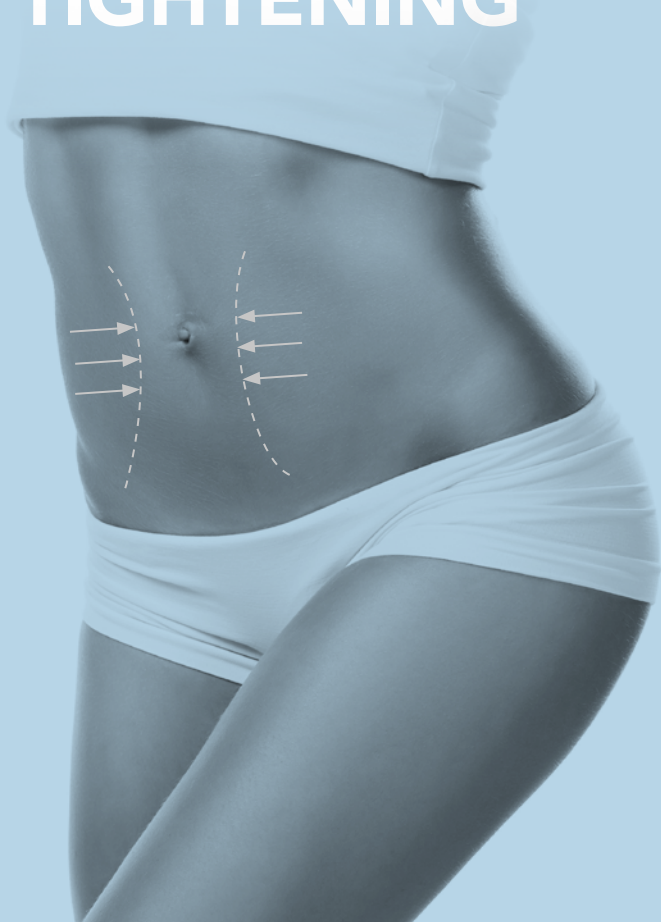
3D-HIFU body is best for targeting stubborn pockets of fat, however if you wish to have more of an overall fat reduction treatment your therapist may recommend combining your 3D-HIFU body treatment as part of a treatment course incorporating other technologies for a more complete fat reduction treatment. The beauty of 3D-lipo is that each technology can be combined to enable you to target your needs and devise a specific and bespoke treatment plan for you ensuring maximum results.

What will I experience during treatment?

A hand-piece will be placed on the skin, this is the hand-piece used to target focussed energy to the fat cells. The hand-piece is placed on the area of treatment and held there for approximately 2 minutes, this will be repeated 3 times per treatment area. During treatment, you may feel the warmth of the hand-piece, and in some cases it may get slightly hot and uncomfortable. You may also feel a slight vibration and tingling sensation, although this is completely normal.



SKIN TIGHTENING



3D-RF Face & Body

Skin Tightening

Best for

Anti-ageing, skin tightening, smoothing of fine lines and wrinkles.

Tech explained

3D-RF Face & Body penetrates the skin layers to selectively heat the skin tissue and the extra cellular matrix where the collagen fibres are embedded. The local heating of the area being treated causes an immediate contraction of the collagen fibres, and at the same time increases the metabolism of the fibroblast order to accelerate production of new collagen and elastin fibres to create a smoother, healthier and younger looking skin.

What areas can be improved with 3D-RF Face & Body?

3D-RF Face & Body targets anti-ageing for the face and body and can treat the forehead 'crow's feet' upper lip, jowls and neck area, as well as on the body such as the abdomen and arms. Your therapist will assess your areas of concern to devise a tailored treatment plan to target your concerns.

How many treatments are recommended?

A course of treatment is typically advised to achieve maximum results this is usually 6 - 8 treatments, one treatment per week for 6 - 8 weeks.



What results can I expect from this treatment?

Results can be seen as soon as after your first treatment, however a course of treatments are recommended as results are further improved after each treatment.

Can I combine 3D-RF Face & Body with other treatments?

3D-RF Face & Body can be performed standalone. The treatment is recommended for skin tightening and anti-ageing for the face and body. However your therapist may choose to combine 3D-RF Face & Body with other treatments to provide you with a bespoke facial depending on your skin.

What will I experience during treatment?

3D-RF Face & Body is a relaxing treatment. Product will be applied to the skin, this acts as a conductor for the 3D-RF Face & Body energy. A small, round hand-piece will be placed onto the skin and moved in gentle circular motions. A slight beeping noise will come from the machine, the hand-piece will get warmer and warmer, building heat until it reaches 40 degrees. Your therapist will use an infrared thermometer to measure the heat of the skin. Once temperature has built up to 40 degrees, your therapist will continue to maintain the heat, continuing treatment on the area for 2 - 4 minutes, before moving onto the next area.



With this nifty new hand-piece we are now able to offer 3D-RF for the eye area! This treatment is fantastic for targeting those hard to reach areas such as crow's feet and brow area giving your skin a tighter, smoother, more youthful appearance. This hand-piece can also be used to treat the upper lip area, and those tricky areas around the nose. A typical treatment is 30 - 40 minutes and a course of 6 - 8 treatments is typically recommend to achieve maximum results.

3D-Eye RF Skin Tightening

Tech explained

The 3D-Eye RF uses the same technology as 3D-RF however this small agile hand-piece allows us to target those areas that are typically hard to reach such as 'crow's feet' 'smokers lines' brow area, and around the nose to ensure that all areas can be treated effectively.

3D-HIFU Face

Non surgical face lift

Best for

Facial lifting and tightening

Tech explained

Non-surgical skin lifting has become one of the most sought after treatments and HIFU is the latest non-surgical technology to excel in this area in just one single session! It targets individually brow lifting, jowl line lifting, nasolabial fold reduction, periorbital wrinkle reduction and overall skin tightening and rejuvenation.

How this tech works

The highly focused acoustic energy creates thermal coagulation zones at 3 different selected depths, following which a wound healing response results in the formation of new collagen thus providing a longer term tightening of the skin. There is no down time associated with this non-invasive procedure.

What areas can be improved with 3D-HIFU Face?

This treatment is fantastic for overall skin tightening and rejuvenation as well as brow lifting, jowl line lifting, nasolabial fold reduction, and periorbital wrinkle reduction.

How many treatments are recommended?

One single treatment is recommended and then a maintenance treatment is advised every 18 months.



What results can I expect from this treatment?

Generally a noticeable improvement in your facial contouring and fine lines and wrinkles will be visible within a 4 week period whilst further improvement in facial skin tightening and wrinkles will be reportedly seen up to 6 weeks post treatment.

Can I combine 3D-HIFU Face with Other Treatments?

3D-HIFU Face is a standalone treatment.

What will I experience during treatment?

During treatment, the 3D-HIFU face hand-piece is placed on the skin and held in one area at a time. You will experience a slight vibration and warmth whilst the energy is being penetrated. The hand-piece will then be placed on the next area of treatment. This treatment may feel slightly uncomfortable around the jaw line but generally this treatment is pain free.



CELLULITE REDUCTION



3D-Cryofuse

Best for

Enhancing other 3D-lipo treatments by making the fat cells easier to break down and dispose of, improving the appearance of cellulite.

Tech explained

Cryofuse is the NEW application from 3D-lipo. This application will enhance treatment results on any area of the body in just a 5 minute application.

How this tech works...

Following any 3D-cavitation fat removal or cellulite treatment we have developed a new five minute Cryofuse PPC Protocol that accelerates and acts as a catalyst to enhance the results that can be achieved from the professional treatment. We combine the PPC product and our unique no needle mesotherapy hand-piece to deliver the active ingredients.

What areas can be improved with 3D-Cryofuse?

Cryofuse can be used to target a range of areas including thighs, buttocks, abdomen and arms, however your therapist will discuss your areas of concern to target the area required effectively.

How many treatments are recommended?

A course of 6 - 8 treatments is typically recommended for best results.



What results can I expect from this treatment?

When combined with professional treatment and following a healthy lifestyle results can be expected in 2 - 3 weeks.

Can I combine 3D-cryofuse with other treatments?

Cryofuse is commonly used in combination with other treatments as an add-on treatment to enhance results to support lipolysis, the breaking down of fat in the body, and decreasing the size of fat cells.

What will I experience during treatment?

The cryofuse hand-piece will be placed on the area of treatment, the hand-piece itself is cold and you will feel a tingling sensation whilst the product is being infused. This no-needle product delivery system ensures no pain and no down time. You may feel a mild heat sensation following treatments, this is the PPC serum working to assist in the breakdown of fat cells.

3D-Dermology

Best for

Cellulite, Lymphatic Drainage, Increasing blood supply.

Tech explained

3D-dermology incorporates the basic principles of lymphatic drainage to assist the body in moving lymph through the network of lymphatic vessels in its return to the circulatory system. This treatment is also great for enhancing the results of other 3D-lipo treatments due to encouraging the waste from the fat cells destroyed to be flushed out through the lymphatic system.

How this tech works

Cellulite is caused by fat cells pushing against your skin. Through a combination of vacuums and skin rollers, 3D-dermology mobilises these fat cells, subsequently causing parts of the cells to leave the body via the lymphatic system. This reduces the visibility of cellulite.

What areas can be improved with 3D-dermology?

3D-dermology targets unwanted cellulite to create a smoother skin reducing the appearance of cellulite. Common areas typically treated are thighs, buttocks and abdomen area.

How many treatments are recommended?

A course of 6- 8 treatments is typically recommended for best results.



What results can I expect from this treatment?

Results can be seen following treatment, however results will progress with throughout a course of treatments.

Can I combine 3D-dermology with other treatments?

3D-dermology can be done as course of standalone treatments, however it is also commonly combined with fat removal treatments such as cavitation, to encourage the fat cells to be flushed through the body's lymphatic system.

What will I experience during treatment?

The 3D-dermology hand-piece will be placed on the skin, you will feel a the vacuum drawing the fat into the hand-piece as it is then rolled across the skin. This treatment can be slightly uncomfortable and may cause slight bruising.

3D-Body RF

Best for

Skin tightening, smoothing of fine lines and wrinkles, reducing the appearance of cellulite.

Tech explained

3D-Body RF penetrates the skin layers to selectively heat the skin tissue and the extra cellular matrix where the collagen fibres are embedded. The local heating of the area being treated causes an immediate contraction of the collagen fibres, and at the same time increases the metabolism of the fibroblasts in order to accelerate production of new collagen fibres and elastin fibres to create a smoother, healthier and younger looking skin.

How this tech works

3D-Body RF technology is a fantastic treatment for both skin tightening and cellulite reduction. The 3D-Body RF energy selectively increases the temperature of the fat cells, by doing so simultaneously in deep and superficial layers of fat. This increases the metabolism and release of liquid fat from fat cells. Normal cells can support 60 degrees but fat cells start to be melted at 41 degrees. After the treatment and release of liquid fat, the fat cells shrink in size, and skin is restored closer to its original form, reducing or eliminating the appearance of cellulite.

What areas can be improved with 3D-Body RF?

Areas on the body with loose skin and cellulite. Common treatment areas include 'bingo wings' lower abdomen, and back of thighs.

How many treatments are recommended?

A course of treatment is typically 8 - 10 individual 45 minute sessions.



What results can I expect from this treatment?

Results can be seen as soon as after your first treatment, however a course of treatments are recommended as results are further improved after each treatment.

Can I combine 3D-Body RF with other treatments?

Many people who have 3D-Body RF choose to combine it with other procedures. Typically, this treatment can be combined with 3D-cavitation, to devise a treatment course to target fat removal, cellulite and skin tightening for an all-round package. However, 3D-Body RF can be performed as a standalone course depending on personal targets. We would advise that you speak with one of our therapists prior to the commencement of 3D-Body RF to discuss your treatment goals.

What will I experience during treatment?

3D-Body RF is a relaxing treatment. First of all, an ultrasound gel will be placed onto the skin, this acts as a conductor for the 3D-Body RF energy. A hand-piece with metal probes will be placed onto the skin and moved in gentle circular motions around the skin. You will hear a slight beeping noise coming from the machine, the hand-piece will get warmer and warmer, building heat until it reaches 40 degrees. Your therapist will use an infrared thermometer to measure the heat of the skin. Once temperature has built up to 40 degrees, your therapist will continue to maintain the heat, continuing treatment on the area for 2 - 4 minutes, before moving onto the next area.

3D-Shockwave

Best for

Stubborn pockets of fat and cellulite.

Tech explained

3D-shockwave works by stimulating the fat breakdown, collagen synthesis, and lymphatic drainage.

3D-shockwave is delivered by placing a probe up against the areas of cellulite, as it passes over the area it emits radial waves through the skin.

How this tech works

For cellulite, sound waves stimulate the microcirculation within the fat layer, increasing the metabolic function of the area and increasing cellular membrane permeability. Free fatty acids and glycerol are released from the fat cells and sit in the intercellular space. Lymphatic movement and increased blood supply remove these waste products from the body.

For skin tightening, sound waves stimulate blood and lymphatic circulation within the area. They also stimulate the connective tissue and septa mobility, giving the skin a firmer tone and reducing the dimples within the skin.

What areas can be improved with 3D-shockwave?

3D-shockwave can be performed on many areas of the body including the outer and inner thighs, knees, arms, hips, buttocks, and stomach.



How many treatments are recommended?

A course of treatment is typically 8 - 10 individual 30 minute sessions.

What results can I expect from this treatment?

Results are seen as quickly as 2 weeks after starting the course. If you exercise and increase your water intake you may see even better results. 90% of women who took part in a clinical study would recommend this treatment. Our experienced therapists will be able to tailor an individual shockwave treatment plan to meet your desired goal.

Can I combine 3D-shockwave with other treatments?

Many people who undergo 3D-shockwave choose to combine it with other procedures. We would advise that you speak with one of our therapists prior to the commencement of 3D-shockwave to discuss your previous treatments and also your treatment goals.

What will I experience during treatment?

The treatment itself is quite noisy, making a loud knocking sound. 3D-shockwave is a comfortable treatment and feels like a tapotement massage.



TREATMENT SUMMARY



PROCEDURE TIME



BACK TO WORK



FULL RECOVERY



ANAESTHETIC

3D-CAVITATION

Up to 40 minutes per application

Immediate

Immediate

None

3D-CRYO FREEZE

Up to 60 minutes per application

Immediate

Immediate

None

3D-CRYO CHIN FREEZE

30 minutes per application

Immediate

Immediate

None

3D-CRYOFUSE

5 minutes per application

Immediate

Immediate

None

3D-HIFU

Approx 60 minutes per application

Immediate

Immediate

None

3D-BODY RF

15 - 60 minutes depending on area

Immediate

Immediate

None

3D-FACIAL RF

40-45 minutes per application

Immediate

Immediate

None

3D-HIFU FACE

30 - 90 minutes per application

Immediate

Immediate

None

3D-EYE RF

20 - 30 minutes per application

Immediate

Immediate

None

3D-SHOCKWAVE

10 - 30 minutes per application

Immediate

Immediate

None






3D-DERMOLOGY

Up to 30 minutes per area

Immediate

Immediate

None

 SENSITIVITY PERIOD	 VISIBLE RESULTS	 DURATION OF RESULTS	 RISKS & COMPLICATIONS	 RECOMMENDED NUMBER OF TREATMENTS
Up to 10 days	From 1st treatment	Long term results	Possible bruising, slight redness on the skin	6 - 8
Up to 10 days	After 8-12 weeks	Long term results	Possible bruising, redness, slight numbness for up to 10 days	1 per area
Up to 10 days	After 8-12 weeks	Long term results	Possible bruising, redness, slight numbness for up to 10 days	1 per area
Up to 24 hours	After 2-3 weeks	Long term results	Possible mild redness post treatment	6 - 8
Up to 10 days	After 2 - 4 months	Long term results	Possible bruising, slight swelling for up to 10 days	1 per area
Up to 24 hours	From 1st treatment	Long term results	Possible mild redness post treatment	6 - 8
Up to 24 hours	From 1st treatment	Long term results	Possible mild redness post treatment	6 - 8
Up to 48 hours	After 2 - 3 months	12-18 months	Possible mild redness, swelling and tenderness post treatment	1 every 12-18 months
Up to 24 hours	From 1st treatment	Long term results	Possible mild redness post treatment	6 - 8
Up to 10 days	After 2 - 3 weeks	Long term results	Possible bruising, and tenderness post treatment	6 - 8
Up to 7 days	After 2 - 3 weeks	Long term results	Possible mild redness, bruising, and tenderness post treatment	6 - 8





The background features large, stylized 3D letters '3D' in a light blue color, set against a darker blue background. The letters have a thick, rounded border and a slight shadow effect, giving them a three-dimensional appearance. The '3' is on the left and the 'D' is on the right, both slightly tilted.

WHY 3D-LIPO?



Fantastic Results



Pain Free



Non-Invasive



Prescriptive Treatment Plan



No Downtime



Credible Alternative to Surgery



No Exercise Required




A Favourite with the Celebs



**COMES
HIGHLY
RECOMMENDED**

Paul Banwell
FRCS (plast)
Consultant Plastic
& Cosmetic Surgeon

“3D-lipo represents a significant advance in non-surgical body contouring. We have found it to be an amazing and extremely popular addition to our non-surgical cosmetic services and cannot praise it highly enough.”

A grayscale photograph of a woman with long, straight blonde hair, smiling and posing with her right hand on her hip. She is wearing a black, sleeveless, form-fitting dress. The background is a plain, light gray. Overlaid on the image is the text "THE RESULTS SPEAK FOR THEMSELVES" in a bold, white, sans-serif font. To the left of the text is a vertical dotted line.

**THE RESULTS
SPEAK FOR
THEMSELVES**





.....
**A FAVOURITE
WITH THE
CELEBS**

3D
lipomed





“I’m absolutely loving 3D-lipo! It’s so effective and quick – what’s not to like about it?! I can see a change in my body with every treatment and I couldn’t recommend it enough”

Patsy Kensit
Actress

*“I had heard of 3D-lipo and wanted to see how it works, and just after a couple of sessions, I actually started to notice a difference - **it’s incredible**. The sessions are not long or painful either so when I leave the clinic I can carry on with my day without having to worry about recovering which is perfect”*

Amy Childs
Reality TV Star & Businesswoman



*“This multi-platform technology offers a powerful non-surgical alternative to **lipo suction** with the addition of **skin tightening** and **cellulite reduction** modalities. I’m so proud to be able to offer my clients the very latest result driven technology”*

Dr Leah Totton
Dr Leah Clinic & Winner of The Apprentice 2013

*“Great to see Dr Leah Totton’s clinic doing so well due to **amazing results & unprecedented demand**, she has just invested in a 2nd 3D-lipo machine”*

Lord Sugar
Business magnate



ADVERTISEMENT FEATURE

MIRACLE WEIGHT LOSS

HEALTH SPECIAL

ound waves and mechanical rollers...
 surgical, non-invasive treatment behind
 y, Amy Childs and Alex Gerrard's fabulous
 anging the world of weight-loss!
 den has the full story...

DISCOVER 3D LIPO - IT'S THE HIGH TECH SECRET TO A GREAT BIKINI BOD

ly-boosting treatment
 to permanently blast
 cells, tighten skin and
 nish cellulite - and
 et enough of it.
 Lipo, which is entirely
 e, is the secret of Coleen
 aby body, while Amy
 rrad and Alexandra Burke
 r and Alex Gerrard's fabu-
 s treatment, in which fat is
 removed, is being offered by
 Dr Renée Hoenderkamp,
 high profile Non Surgical

The personal trainer from Rugby has
 now dropped from a size 14 and is enjoying
 her wardrobe full of size 8 to 10 clothes
 again.
 "I've shrunk... My shape has changed"
 said the personal trainer. "It's not
 different. I don't like cardigans and
 weight, now I've got people coming
 me saying 'you look really well, you
 really healthy. How did you lose the
 weight?'"

3D Lipo combines
 painless ultrasound and cryolipolysis
 cell membrane - and cryolipolysis
 freezing", which triggers "cell death".
 destroyed cells are then naturally
 body's waste process when the
 Radio frequency treatment
 mechanical fat-rolling in
 appearance of cellulite.

"The average loss from cavitation is two
 to four centimetres in the first treatment,"
 said Roy. "This improves over the following
 seven days. With cryo, you start to see
 results after a month, and the full effect in
 three months."

"With radio frequency you see immediate
 benefits but over a course of eight weekly
 treatments."

"If a woman generally wants to slim
 down, we'd offer cavitation and cryolipol-
 ysis element about eight weeks prior to
 holiday."

* For information about 3D Lipo call the
 Non Surgical Clinic on 0900 677 1688, email
enquiries@nonsurgicalclinic.co.uk or visit
nonsurgicalclinic.co.uk

oney, 28, started a course of
 November, six months after
 her second son. She recently
 the results modelling skimp
 or her latest Littlewoods

start at around £800 for a bikini
 ment in which extreme cold and
 es kill fat cells, hot radio
 tightens skin and a roller system
 tightens cheese thighs.

otagee with a BMI of under 30,
 at people with anyone hoping to
 ment is ideal for anyone hoping to
 their body", says Roy Cowley, the
 ing director of 3D Lipo (3d-lipo.co.
 company behind the high powered
 machines.

Sharon Murrow, 37, tackled her
 baby body with 3D Lipo and lost an
 able 20cm around her waist after
 ing a weight loss programme
 ined with cryolipolysis on the
 om flab around her stomach.

REDIBLE
 RINKING
 M:
 aron Murrow
 st an
 redible
 0cm around
 er waist



TREATMENT MAKING THE HEADLINES

For every stage in life,
 the best Vitabio

wellman 50+

wellwoman

wellman

wellman

wellKiD

wellTeen

wellman

wellman 50+

UK's No.1 range for specific... additional requirements

Fat-freezing, sound waves and mechanical rollers... The new non-surgical, non-invasive treatment behind Calven Reaney, Amy Childs and Alex Gerrard's fabulous figures is changing the world of weight-loss. Chloë Ramden has the full story...

Alex Childs is a girl from the north who has become a household name for her incredible figure. The 31-year-old, who has lost 10 stone, is a testament to the power of non-surgical fat reduction. She has used a combination of treatments including CoolSculpting, Ultherapy, and BodyTite to achieve her slim physique. Her story is just one of many women who have found a new way to lose weight without surgery.



DISCOVER 3D LIPO - IT'S THE HIGH TECH SECRET TO A GREAT BIKINI BODY

New! Closer

What's in your beauty bag? ROSIE FORTESQUE
 The 30-year-old's top 10 beauty products for people

Reveal

New ways to zap the fat

Discover the latest non-surgical fat reduction techniques that are revolutionizing the industry.

We tried: 3D LIPO

3D LIPO is a revolutionary non-surgical fat reduction treatment that uses radiofrequency energy to melt fat cells.

Miracles DO happen

3D LIPO can reduce cellulite and improve skin texture, giving you the smooth skin you've always wanted.

Reveal celebs

AMY CHILDS LIPO PROCEDURES AND SPINNING

Amy Childs has achieved her incredible physique through a combination of 3D LIPO treatments and regular spinning classes.

COLEEN: 'MY BIKINI BOD IS HARD WORK AFTER TWO KIDS!'

COLEEN

Coleen Spence has lost 10 stone after two children, and she's sharing her secrets for staying fit and healthy. She credits her 3D LIPO treatments and consistent exercise routine for her success.

Orange peel is the bane of bikini season - but is there any remedy for good 'ole cellulite? It's all down to the skin... 3D Liposomal Cellulite Reduction

3D Liposomal Cellulite Reduction is a new treatment that targets the root cause of cellulite, providing long-lasting results.

METRO THE Sun

CAN YOU REALLY BANISH CELLULITE?

THE DREADED ORANGE PEEL IS THE BANE OF SWIMSUIT SEASON - BUT IS THERE A WAY TO GET RID OF LUMPY BITS FOR GOOD? WE PUT SEVEN TREATMENTS TO THE CAT TEST...

3D LIPOED CELLULITE REDUCTION

3D LIPO is the most effective non-surgical cellulite treatment available. It uses radiofrequency energy to break down fat cells and improve skin texture.

I'VE LOST THREE INCHES FROM MY WAIST AND DROPPED A DRESS SIZE!

REVEALS HOW SHE'S DONE IT... THE SECRETS BEHIND HER NEW BODY AND THE TIPS SHE'S USED TO GET THERE

Discover the secrets of a woman who has lost three inches from her waist and dropped a dress size. She shares her journey and the treatments she used to achieve her goals.



CAUSING A STORM ON SOCIAL MEDIA



Lord Sugar
@Lord_Sugar

Great to see @DrLeahTotton's clinic
doing so well RT Due to amazing
results &unpre...
have just...
machin...

< Tweet 🔍 ↗

Daily Star @Daily_Star

Why do Coleen Rooney, Amy Childs and Alex Gerrard look so good? We've got their secret here: dailystar.co.uk/diet-fitness/3...

Daily Star



3D Lipo: The jab-free secret to Coleen

< Tweet 🔍 ↗

Gemma Collins @reaggemcollins

Thank you to @3DLipo @wprbeauty for helping me also 16.5 inches lost @wprbeauty @EmaleneGrove



10/08/2014 12:57

15 RETWEETS 85 FAVORITES

< Tweet 🔍 ↗

Dr Leah @DrLeahTotton

Great to see lovely @lewis_bloor in clinic 2day for his fat reduction / sculpting treatment #abs #TOWIE #drleahclinic



< Tweet 🔍 ↗

44 Eves in Essex retweeted

Lord Sugar @Lord_Sugar

Great review last week for 3D-Lipo. Note you can get this treatment at @DrLeahTotton's Clinic. Bookings 020 7877 5999



< Tweet 🔍 ↗

Daily Express @Daily_Express

The secret behind this new mum's amazing post-baby body (hint: Coleen Rooney's also a fan)... express.co.uk/life-style/sty...



03/06/2014 10:00

6 RETWEETS 4 FAVORITES

< Tweet 🔍 ↗

Coleen Rooney @ColeenRooc

Started my 3D Lipo course today at @Malinki_Brows. Thanks girls, enjoyed the treatment xx

25/10/2013 20:08

2 RETWEETS 7 FAVORITES

Patsy Kensit @patsy_kensit · Nov 19

Wow, @3DLipo is unreal. Thank you thank you thank you

19 7

< Tweet 🔍 ↗

Alex Gerrard B @AlexGerrardB

Just been to @Malinki_Brows for the 3d lipo it's amazing #skintightening #radiofrequency

01/08/2013 11:25

6 RETWEETS 5 FAVORITES

< Tweet 🔍 ↗

Le Beau Insee retweeted

Amy Andrea Childs @MAmAmyChilds

In this week OK mag I've dropped a dress size with the amazing 3d lipo 😍😍😍xxx instagram.com/p/ISMxgM5t/

23/08/2014 11:15

6 RETWEETS 15 FAVORITES

< Tweet 🔍 ↗

Dr Tiaan Eloff retweeted

Mirror Celeb @MirrorCelebs

Coleen Rooney reveals she's having 3D lipo to lose baby weight mir.in/1anX2ZT

Mirror Celeb

Coleen Rooney reveals she's having 3D lipo to lose baby... The mum-of-two and wife of Manchester United striker Wayne tweeted about how much she enjoyed it



Alexandra Burke @AlexandraBurke

Shout out to @3DLipo for an amazing treatment the other day! @skinassociates x

10 4

17/10/2014 17:30



**ULTIMATE
HOMECARE
-PPC**

How this product works

PPC is an advanced solution (derived from soybean) for the reduction of cellulite and excessive fat. The micronized active ingredient is penetrated into the skin and acts in the subcutaneous fat. It generates heat under the skin layer, increasing local metabolism. It also increases excretion (sweating) and blood flow. These consecutive actions help to regulate the fat cells in the subcutaneous layer. When combined with professional treatment and following a healthy lifestyle results can be expected in 2 - 3 weeks.

What does it feel like?

Applying the PPC to the fat will increase the temperature of the fat cell by 1 - 2 degrees. This will create a 'melting' within the fat cell and a cell stimulating effect in the area. The PPC cream and ampoules contains capsicum (chilli), this also increases the temperature within the skin to enhance this effect. This heat sensation will be generated within 5 - 10 minutes and last for approximately 30 minutes within the skin.

Treatment & homecare benefits

- Support Lipolysis by decreasing the size of fat cells
- Smooth unsightly cellulite
- Enhance skin tone
- Increase the skins elasticity

PPC Active Cream Essential Homecare

To progress and enhance the results achieved from your professional treatment it is essential to continue the product application at home using our unique Rollerball Massage Applicator.

Apply as directed by your clinic professional.





Ask in-store for
more information.

capitalhairandbeauty.co.uk

3Dlipo@capitalhb.co.uk

